

Tufts University

CENTRE GUIDE 2025



Table of Contents

About Us	3
Welcome to Boston	4
Staff at Centre	5
Pre-Arrival	6
At the Airport	7
At the Centre	7
About Boston	8
Language Programme	11
Student Code of Conduct	12
Activities & Excursions	13
Group Leaders	17
Individual Students	19
Important Information	20
FAQs	21

About EC Young Learners and Embassy Summer

Embassy Summer is a trusted global leader in immersion language with over 30 years of experience in delivering rewarding English language programmes for young learners.

At Embassy Summer we provide a truly life-changing experience for students from all over the world.

Working with global centres and schools from around the world we've navigated through many years, challenges, and joys.

Learning English is only part of the journey. Our language programmes are available from 1 week to 7 weeks during the summer and include exciting activities based around our unique Embassy Life Skills. Our summer camps also introduce international students to local social life and culture through a variety of exciting excursions.





Welcome to Boston

Our centre is located on the beautiful campus of prestigious Tufts University in Medford, Massachusetts, only 20 minutes to downtown historic Boston. The campus has fantastic facilities including a modern sports hall, indoor swimming pool and running track with a recreational field and outdoor space as well as spacious residence halls. It's surrounded by beautiful New England villages and countryside, dramatic coastlines, popular beaches and the attractions of Boston is within easy reach.

Staff at Centre

Centre Manager (CM)

The Centre Manager is responsible for the smooth running of the centre. They oversee finances, housing, and the rest of staff. Upon arrival, all Group Leaders should speak with the Centre Manager to go over the programme.

Director of Studies (DOS)

Responsible for the academic management of the centre and ensuring the teaching and learning component of the programme is delivered to the highest possible standards.

Centre Administrator

The Centre Administrator assists the Centre Manager. The Centre Administrator helps with the administrative side of camp, and is a catch all to ensure that camp runs smoothly.

Activity Manager (AM)

The Activity Manager is responsible for all aspects of the Activity programme. All Group Leaders must meet with the Centre Manager and Activity Manager at least 2 times a week to ensure everything is okay with the programme. The Activity Manager will also be able to assist in arranging optional excursions.

Academic Manager

The centre Academic Manager is responsible for ensuring the teaching and learning component of the programme is delivered to the highest possible standards.

Assistant Activity Manager (AAM)

The Assistant Activity Manager helps the Activity Manager to run activities that are onsite, ensuring that the activities are inspiring, dynamic, focused, and enjoyable.

Teacher

Teachers are responsible for planning and delivering lessons. Many teachers enjoy working as Activity Leaders, which allows the students to interact with their teacher outside of the classroom.

Airport Greeter

Airport Greeters are Activity Leaders responsible for ensuring student supervision and safety when transferring to and from the airport.

Activity Leader (AL)

Activity Leaders are responsible for running everything outside of the classroom. Activity Leaders assist with onsite activities, excursions, meal supervision, night watch, lifeguarding, and more!

Night Supervisor

Night Supervisors are Activity Leaders responsible for ensuring student safety after-hours. Night Supervisors help enforce lights out, quiet hours, and curfew.



Pre-Arrival



Clothing

You will be participating in daily on-site activities and off-site excursions, so we recommend that you bring comfortable clothing, a hat and walking shoes. We also recommend that you bring clothing appropriate for occasionally dressing up in the evenings. Sunscreen, a rainproof jacket, a secure handbag/backpack/traveller's wallet, and sunglasses are advisable.



Emergency information

Always make sure important numbers and contact details are entered into your phone and are written down in your purse or wallet. Please refer to all emergency contact information provided in your arrival packet.

East Coast (Boston/NY) Emergency
1-212-497-8343



Everyday essentials

Medication, toiletries, sanitary essentials, a toothbrush, toothpaste, towel, hairbrush, comb, hairdryer, sleepwear, socks, underwear, glasses/contact lens equipment, water bottle, and plastic bags for dirty laundry or wet items.



Electrical appliances

In the United States of America the power plugs and sockets are of type A and B. The standard voltage is 120 V and the standard frequency is 60 Hz. For Canada there are two associated plug types, types A and B. Plug type A is the plug which has two flat parallel pins and plug type B is the plug which has two flat parallel pins and a grounding pin. Canada operates on a 120V supply voltage and 60Hz. If you bring electronics such as hair dryers, cell phones, computers or other equipment, please bring the appropriate electrical adaptor.



Prescription medication

If you take prescription medication, make sure you pack enough for your stay. It is important to pack your medicine in its original packaging in case you're questioned about them at customs. We recommend you bring a note from your doctor stating these medications are required.



Carry-on luggage

We recommend you pack these items in your carry-on luggage in case you need them while you're travelling:

- ✓ Passport
- ✓ Student Visa (if required)
- ✓ Medical waiver form
(if under the age of 18)
- ✓ Emergency contact form
- ✓ Money



Technology

We recommend only bringing a single phone, iPad, or tablet. We suggest bringing headphones, a camera, and all appropriate chargers. Make sure students will have access to their mobile data and WhatsApp is installed once they arrive. Students will use their phone to communicate with Embassy Summer staff. WhatsApp is sometimes inaccessible at a centre, so having multiple means of communication is suggested.



What Not to Pack

We can only guarantee that one suitcase and a small carry-on will be transferred with you for airport transfers. If you anticipate that you will need to bring more suitcases than this, please let us know in advance. We do not suggest bringing bedding, bed sheets, pillows, expensive electronics, valuables, a travel iron, or too many clothes.



At the Airport

Who will the student meet at the airport?

Upon arrival at the airport, you will be met by an Activity Leader who will welcome you to your destination. The Activity Leader will wear a monochromatic shirt (a shirt with one distinct and noticeable color) that will be easy to see from a distance. On their shirt will be an Embassy Summer logo, so they can be recognized easily. The Activity Leader will accompany you to your bus. They may or may not travel to the centre with you.

What should students do if they cannot find the Embassy Summer representative?

If, after 10 minutes, students cannot find the Embassy Summer Airport Greeter, they can call East Coast (Boston/ NY) Emergency 1-212-497-8343 (from the information desk or a mobile phone).

What should students do if they have missed their flight, or the flight is delayed?

Students should notify Embassy Summer by calling East Coast (Boston/NY) Emergency 1-212-497-8343.

Transfer

Average journey times to and from the campus are an hour to an hour and a half depending on airport and time of arrival.



At the Centre

Arrival Procedure

Upon arrival at the centre, our team will welcome you and give you a welcome pack, a lanyard, and a student ID card. We aim to have bedrooms ready when you arrive or by 5pm at the latest.

Departure Procedure

The day before departure, a staff member will check for basic room cleanliness and basic preparations for departure. An hour or earlier before departure, a staff member will do one last check for room cleanliness. If the room is not clean and the student must depart, then the student forfeits their deposit and will not get it back. A staff member will escort the student to their bus transfer, but will not go with them to the airport if a part of a group. Individuals are escorted to the airport.

About Boston

Age: 13–18

(18 year olds accepted as part of a group with a leader)

Dates: 29 June – 03 August

Arrival & Departure Day: Sunday

If students would like to arrive or depart on a different day, please confirm with our booking team.

Accommodation Features



Size of the centre

Medium



Room Facilities

Desk, Chair, Wardrobe, Bed Linen, Towels, Wi-Fi.



Building Facilities

Cafeteria, Communal Dining Room, Communal Lounge, Free Wi-Fi, Laundry Facilities, Meeting Point, Multimedia Room & Lounge, Sport Premises, Vending Machines Available, Shop on-site.



Room Type

Single Room Standard (limited), Twin Room Standard



Bathroom Type

Private Bathroom, Shared Bathroom
(5-6 students per bathroom)



Address

Embassy Summer School
Tufts University
Conference and Event Services
Harleston Hall
30 Lower Campus Road
Medford, MA 02155-7049 USA

[See on Google Maps](#)

Accommodation Deposit

Damage deposits of \$100 are payable by all students on arrival at the centre. This money will be returned at the end of their stay subject to any damages caused.

Cleaning

Students clean their own rooms, bathrooms are cleaned by university staff on a weekly basis. Common areas cleaned by Embassy Summer staff on a weekly basis. Students are responsible for keeping their private space in rooms clean.

Laundry Facilities

Washers and dryers are available for a small fee. There are approximately 15 washers and dryers available, and the total cost of doing laundry will be under \$5. Cash will be given to a staff member, and they will provide access to the laundry room and assist with the cleaning process.



Wi-Fi

Wifi is accessible everywhere. Embassy Summer staff will provide internet access upon arrival.

Shop/Café

There are shops and cafes nearby.

Security

Embassy Summer also provides a night supervisor to ensure additional safety during the evenings.

Safe

A safe is provided onsite in the Centre Manager's office.

Linens and Towels

Bed linens and towels are changed upon request.

Social Spaces

There are social spaces available for students to socialise onsite.

Meeting point

Students will be shown what and where the meeting point is when they first arrive at centre.

- ✓ Always listen to the time and place
- ✓ Always be on time
- ✓ Never go off alone
- ✓ Always wear your ID card



Meals

Boston offers full board accommodation, and we make sure that our students have the right nutritional balance. We provide suitable meals to help them stay healthy, focused, and energised. All our programmes include a variety of hot and cold meal items, and we can cater for most dietary requirements.

Embassy Summer needs to be informed in advance. It is important to be provided with accurate information. We will then inform our suppliers accordingly.

All meals are provided for in or near the students residence. Mealtimes vary, and will be decided upon when summer begins.

Breakfast

Hot breakfasts are provided 7 days a week. Continental breakfast includes fruit drink, cereals, toast, preserves, tea or coffee.

**Brunch (a relaxed late breakfast/early lunch) is offered on Sunday.*

Lunch

Hot lunch provided, with side dishes available. Lunch contents vary daily. Packed lunches not provided. Meals on excursions are provided and vary by excursion and destination. Please note that some activities may require the students take a packed lunch.

Dinner

Hot dinner provided, with side dishes available. Dinner contents vary daily. Please note that there could be an evening activity that requires a packed dinner.



Local Transport

Transportation will be provided via public transportation.

Students are expected to:

- Always stay with your group
- Pay attention when getting on or off buses
- If you get lost, ask the transport staff or a policeman for help
- Always carry your ID card with you
- If you get separated, try to stay where you were last seen

Bank/Post Office

Banks and post offices are not nearby. Please discuss individual needs with your Centre Manager.



Hospital/Doctors

Nearest Hospital:

Lawrence Memorial Hospital, 170 Governor's Avenue, Medford, MA 02155, Tel: +1 781 306 6000

Cost of doctor consultation varies depending on the situation.

First aid trained staff are available on-site.

Fire Drills & Safety

It is a requirement that at any residential centre, fire drills must take place. During the fire drill, students should leave all their belongings behind and evacuate the building as quickly as possible. Please ensure that all students have left their rooms and stand at the designated evacuation point outside. There will then be a roll call. If any students are unaccounted for, or the evacuation is too slow, the fire drill will be classed as a 'failure' and will need to be repeated at a later date.

Fire Evacuation

- Leave quickly when the alarm sounds
- If you discover a fire, sound the alarm
- Warn others close by
- Go to the assembly point immediately
- Do not run
- Do not try to fight the fire
- Do not use the lifts
- Do not go back to your room to collect things

Curfew

Evening curfew is 10:00pm.

All students must be in their accommodation by this time unless on an excursion.

They must be in bed with lights off by 11:00pm. There may be rare circumstances for a later lights-out limit due to graduation or the evening activity.

Road safety

Be alert! Always use pedestrian crossings, wait until it is safe to cross the road, and look both ways before crossing. Activity Leaders will assist large groups of students by leading them across the street, and stopping them as necessary to facilitate the process.

Language Programme

- ✓ Taught by friendly teachers, trained to deliver the Embassy Summer lessons
- ✓ 20 x 45 minute lessons per week morning or afternoon
- ✓ Placement test on day 1
- ✓ Approximately 17 students per class
- ✓ All lessons delivered in spacious, well equipped classrooms
- ✓ Curriculum with emphasis on communication skills
- ✓ Materials included as well as an end of course certificate



First Day at school

There will be a student induction at school on their first Monday. This is led by Embassy Summer staff. Students will be provided with information about the centre where they are staying, and Embassy Summer rules and regulations will be explained. The induction will last an hour and will be an interactive session, encouraging new students to discuss the rules, meet new friends and have their speaking assessed by the academic team.

After the induction, students will have a placement test. It includes a multiple-choice grammar test and writing test.

Level Placement

Students are placed according to the results of the placement test, their age, and an acceptable nationality split. The teachers confirm that they are in the right class on the first two days of school and if they aren't they will be moved accordingly.

If students think that they are not in the right class, they can and discuss it with the Academic team.



Student Code of Conduct

Embassy Summer is committed to promoting a learning environment that reflects the values of respect, dignity, honesty, integrity, tolerance, equality and diversity. We expect students enrolled at Embassy Summer to behave in a mature, respectful, and cooperative manner at all times. Teachers, administrative staff, and students all contribute to creating a positive learning environment in the classroom and on campus.

Students are expected to:

- ✓ Respect Embassy Summer staff, teachers, fellow students, and their property and behave in a responsible manner
- ✓ Avoid language or actions that might harm or damage another person at the school
- ✓ Identify themselves when asked by an Embassy Summer staff member
- ✓ Attend class regularly and arrive on time in accordance with the EC Attendance Policy
- ✓ Help and create a productive learning environment during class
- ✓ Put away cell phones in class when asked to do so
- ✓ Avoid actions that might damage the school environment or break local and/or national laws
- ✓ Avoid littering by putting trash/garbage into trash cans – both inside and outside of the school building
- ✓ Be respectful of people entering / leaving the building or walking on the sidewalks outside the building
- ✓ Speak English only in the school, including classrooms hallways, offices and student lounges

Student Welfare

We place the highest priority on care and supervision at all our Embassy Summer centres so you can rest assured students are well looked after. Members of staff are available 24 hours a day.

Excursions & Activities

A large part of a summer school experience is exploring the local towns, larger cities, and famous attractions with new friends! Two thirds of the student experience is spent out and about, away from the classroom and therefore Embassy Summer has spent many years tailoring its programmes in each location to maximise the whole student adventure.

We recognise that the excursions and activities are as important as the English language classes.

All our programmes include a variety of full day and half day excursions, and students also have the opportunity to take part in additional trips (known as optional excursions) if they want to explore the locality further.

When not out on excursions, we also offer our students a wide range of activities to enjoy. These activities vary differently from centre to centre and are very much dependent on the facilities available to us, but in general

we always try to include a range of sporting and non-sporting events as well as larger, whole school, evening activities such as discos, karaoke and cultural quizzes.

Our activity programme is designed to ensure that students maximise their opportunities to mix and meet with other students from all over the world in a less formal setting than a classroom, that they continue to use their English language outside of the classroom and that, most importantly they remain healthy, happy and have a fun experience!

Below are a few examples of the places we may visit as well as activities carried out in Boston.

Full Day

Full day excursions are outings that take students to varying locations in Boston such as the Charles River Walk with the Museum of Science and the Ferry to explore the historical city of Salem. Public transportation is the primary means of transportation.

Half Day

Students get the chance to visit Cambridge, Harvard, MIT, The Freedom Trail and the USS Constitution

On-Site Activities

Onsite activities include various sports including basketball, soccer, tennis and swimming, and other activities such as arts and crafts, game night, onsite movie night.

Optional

Optional Excursions are not included in the programme, and require extra cost. Optional activities include Six Flags and a visit to Newport, Rhode Island to explore the Cliffwalks and Mansions.

Lunches are provided

Activity Leaders will guide students during the entire excursion.

Sample Programme

The programme is for illustrative purposes only and is subject to amendments or alterations.



Sample 3 Weeks Programme

WEEK 1	Sunday	Monday	Tuesday	Wednesday	Thursday	Friday	Saturday
Morning	Arrivals	Placement, Orientation and Lessons	Lessons	Lessons	Lessons	Lessons	Full day trip Charles River Walk & Visit the Museum of Science
Afternoon	Boston Shopping or Upgrade to Newport Cliffwalks	Davis Square with Scavenger Hunt, Campus Tour & University Life, & Provisions Run	Exploring the Freedom Trail	Visit Harvard University and Cambridge Sq	Visit to Faneuil Hall & Quincy Market	Trip to Sports Museum and Explore the North End/Little Italy	
Evening	WELCOME PARTY "Getting to Know You" Games or Sports!	On Site: Ice Cream Social followed by Jeopardy Game Night, Sports in the Gym or Outdoor Tennis	Nathan Tufts Park w/ Photo Scavenger Hunt	Onsite: Tye Dye Tee Shirts or Night at the Gym	Downtown Crossing & Chinatown History with Shopping!	Onsite: Celebration of Graduation & Birthdays followed by a Dance Party w/ Karaoke	Casino Night / 4th celebration





















● Academic
 ● Leisure
 ● Cultural

Sample 3 Weeks Programme

WEEK 2	Sunday	Monday	Tuesday	Wednesday	Thursday	Friday	Saturday
Morning	Arrivals/Departures	Placement, Orientation and Lessons	Lessons	Lessons	Lessons	Lessons	
Afternoon	Public Gardens with photo Scavenger Hunt OR Upgrade to Six Flags	Shopping on Newbury Steet & Assembly Row	Visit the Massachusetts State House w/ Multiple Choice Quiz & Stroll Beacon Hill	Visit MIT University Guided by ES & Upgrade to MIT Museum	Old and New Boston: A visit to the USS Constitution Ship and the Insitute of Contemporary Art / 4th of July Celebration	Visit Boston Public Library OR Upgrade to Fenway Park	Day Trip to Revere Beach & Boardwalk for swimming, beach sports and shopping!
Evening	Evening Social including "Getting to Know You" games with new students	Onsite: Activity Club with Arts & Craft Board Games or Badminton or US Sports Night	Explore Copley Sq and the Prudetial	Onsite: US Sports Night Including Swimming or Upgrade to Kayaking on the River		Onsite: Celebration of Graduation & Birthdays followed by a Dance Party w/ Karaoke	Onsite : Movie night / US Sports Night

● Academic
 ● Leisure
 ● Cultural

Sample 3 Weeks Programme

WEEK 3	Sunday	Monday	Tuesday	Wednesday	Thursday	Friday	Saturday
Morning	 Arrivals / Departures	 Lessons	 Lessons	 Lessons	 Lessons	 Lessons	  Full day trip to the "Witch City" Historic Salem Massachusetts or Upgrade to the Aquarium
Afternoon	Jazz on the Porch or Upgrade to a Red Socks Baseball Game	 Cambridge & Harvard Square	 Scavenger Hunt at along the Boston Harbor	 Shopping in the City!	 Onsite US Sports	 Nature Walk at Fresh Pond with Photo Scavenger Hunt	Upgrade to the Aquarium
Evening	 Evening Social including "Getting to Know You" games with new students	 Onsite: Activity Club with Arts & Crafts, Board Games or Badminton or US Sports Night	 Museum of Fine Arts	 Onsite: US Sports Night Including Swimming	 Kayaking or Bicycling along the River with Photo Contest	 Onsite: Celebration of Graduation & Birthdays followed by a Dance Party w/ Karaoke	 Onsite: Movie Night or Onsite US Sports

 **Academic**
 **Leisure**
 **Cultural**



Group Leaders

Embassy Summer expects the Group Leader to share responsibility for the pastoral and welfare needs of their students. Embassy Summer also expects the Group Leader to help enforce the rules of the school, as outlined in the Student Notebook and school notice boards, and enforce any additional local arrangements. Please note that these responsibilities do not extend to students who are not your own.

Meetings

Embassy Staff member will have a meeting with each leader on their first evening at the centre (or the day after arrival) where the essential information about the centre and the programme will be provided.

Regular meetings with the Centre management team will be held in the following days. These are important moments to share information, comments, suggestions, and feedback.



Group Leaders Responsibilities

- ✓ Make sure you have all your student's insurance documents, parental consent forms and health declaration forms with you.
- ✓ Report all incidents, accidents, illnesses, and absence to the centre management team.
- ✓ Report your students as present or absent at the start of each lesson and activity session.
- ✓ Ensure your students are in bed by curfew.
- ✓ Ensure your students are on time, in the right place and prepared for all lessons, activities and excursions.
- ✓ Ensure you and your students always wear the Embassy Summer ID and lanyard.
- ✓ Please collect the \$100.00 deposit from each student so that it is ready for the Center Manager. This deposits will be returned on your departure day once the student has returned their key and have had their room checked for departure /checkout requirmenets.



Group Leaders Code of Conduct

- ✗ Avoid being alone with junior students.
- ✗ Do not enter any student's room alone unless in an emergency
- ✗ Do not communicate electronically via email, text, phone or social networking sites, blogs, web pages or instant messaging services with students who are not your own.
- ✗ Do not give your personal details, such as your Facebook details or phone number etc., to students who are not your own.
- ✗ Do not post photos or videos of students on your private social media channels without having their consent.
- ✗ Do not drink alcohol in front of students or while at work.
- ✗ Do not interact with students while under the influence of alcohol.
- ✗ Do not smoke in front of students.
- ✗ Do not possess, take or be under the influence of non-prescribed drugs at any time.
- ✗ If leaving campus or already off-campus, do not bring any students who are not your own.



Individual Students

Students who are not part of a group will be assigned to an Embassy Summer guardian group, living on site. The ratio is usually between 10-15 students per group.

Students and their guardians communicate via WhatsApp and through daily meetings.

Students can always refer to their guardians if there are any problems which need to be discussed or if they require any support.

Nationality Mix

Embassy Summer has a truly global nationality mix with students coming to our centres from over 85 countries around the world.

This is what enhances the student experience in terms of learning English, personal development but most importantly having the opportunity to make new friends around the world.

Important Information

Head Office Address

Dolphin House, Manchester
St, Kemptown,
Brighton and Hove,
Brighton BN2 1TF,
United Kingdom

East Coast (Boston/NY) Emergency

1-212-497-8343

USA Country Code: 1

Int. Direct Access Code: 00

Time Zone: EST

Useful Numbers

Emergency 911

Police 911

Ambulance 911

Fire Brigade 911

**For any specific queries please
contact your Regional Sales Manager.**



FAQs

What happens if someone loses their passport?

We strongly advise students to store their passport safely and not carry it around with them. If a student passport is lost, Group leaders must accompany the student to the embassy of their home country, where they will be issued with a temporary replacement or a permit to travel. An Embassy Summer staff member will accompany any student that is not part of a group.

What happens if a student gets lost on an excursion?

The first thing to do is stay where you are, and the member of staff will try to contact the student and get to know the student's location. Then, a member of Embassy Summer staff will come and collect the student.

Every student has an ID Card where the Embassy Summer Emergency Number is printed. Students should call this number if lost.

How do students participate in onsite activities?

Individual students will take part in all activities and excursions, which are provided to them before

their arrival, explained during the welcome meeting once at the centre, and advertised on the Activity Noticeboards.

Group Leaders can sign their own group out of activities, but this needs to be discussed in advance with the Embassy Summer staff.

Can students lock their room?

Yes. All students are issued a key on arrival which provides entry to their residential building, their flat and their room. However, Embassy Summer staff always have a master key who give access to all bedrooms where our students are.

Can students be taken off programme by a member of their family?

Students can be taken out of the programme by an adult for a short period of time, as long the centre gets informed in advance. If a person, who is not a parent, takes a student out of the programme, a parental approval via email must be sent to the Embassy Summer prior to the student's pick up.

The adult, who takes the student

away, will be asked to fill in a form where personal details and contact number must be provided. Copy of the original ID of the adult will be taken from the centre.

What should we do if there is a problem with a bedroom?

All the bedrooms are checked prior to the students' arrival. However, if at any time, there is maintenance issue it is essential to report this immediately to one of our Embassy Summer residential members.

What to do if a member of the group has food allergy/dietary requirements?

Embassy Summer needs to be informed in advance, and it is important to be provided with accurate information. The centre catering staff are very experienced in catering for all kinds of allergies or dietary requirements, so we will be able to meet your needs.

What happens if a student is sick?

If a student is sick and needs medical attention, then the Embassy Summer office will help in making appointments etc. Please note however that it is not usual for a

Campus Map



doctor to visit the centre directly and any trips made to the doctor, dentist or hospital will have to be paid for by the student (including transport where necessary). Students with a group leader will be accompanied by the group leader.

Damage deposit

Damage deposits of \$100 are payable by all students on arrival at the centre. This money will be returned at the end of their stay subject to any damages caused.

Insurance

If a student does not have insurance, guard.me insurance is available to purchase through Embassy Summer. <https://www.guard.me/>

Damages

Damages must be paid for. All rooms and common areas are regularly checked for damages, and individuals who cause damage to any property on the site will be liable for the cost of repairs.



@EmbassySummer